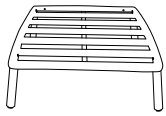
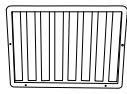


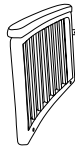
OUTDOOR SET ASSEMBLY INSTRUCTION (TOTAL 2 BOXES/SET)



A x 2 pc



B x 2 pc




C x 2 pc



D x2 pc



E x 2 pc



F x 2 pc

Please read over the instructions, it will be a time-saver in the long run.

Note: Before assembly, please be sure to work on a soft flat surface to avoid any damage to the finish.

Please leave bolts loosened until all bolts are placed before tightening completely.

Part#	Picture	Description	QTY	Location	Part#	Picture	Description	QTY	Location
M		M6X15MM	4		O		M6	16	
N		M6X60MM	12		P			1	

